



Functional fittings



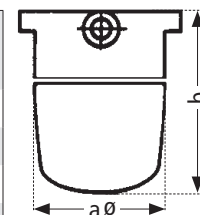
Lisilux ceiling-mounted fitting 60 W, 75 W, 100 W and 200 W

Socket E27, open terminal compartment, white porcelain base with two cable entrances in IEC protection class II. IP code 54.



From left to right: Lisilux ceiling-mounted fitting 60 W without glass, with clear glass, with frosted glass, Lisilux ceiling-mounted fitting 100 W without glass, with clear glass and with frosted glass

Article	Power output	Weight in g / unit	Order no. *Not VDE-certified	Measure a in mm	Measure b in mm	Thread diameter in mm	Borehole distance in mm
Lisilux ceiling-mounted fitting without glass	60 W	380	100750	83	50	74.5	94
Lisilux ceiling-mounted fitting with clear glass	60 W	600	139629	83	140	74.5	94
Lisilux ceiling-mounted fitting with frosted glass	60 W	600	177050	83	140	74.5	94
Lisilux ceiling-mounted fitting without glass	75 W	450	100751	95	50	84.5	105
Lisilux ceiling-mounted fitting with clear glass	75 W	720	100752	95	130	84.5	105
Lisilux ceiling-mounted fitting with frosted glass	75 W	720	100753	95	130	84.5	105
Lisilux ceiling-mounted fitting without glass	100 W	680	100266	114	63	99	124
Lisilux ceiling-mounted fitting with clear glass	100 W	1180	139631	112	174	99	124
Lisilux ceiling-mounted fitting with frosted glass	100 W	1180	177048	112	174	99	124
Lisilux ceiling-mounted fitting without glass	200 W	1140	100754*	139	63	123.5	150

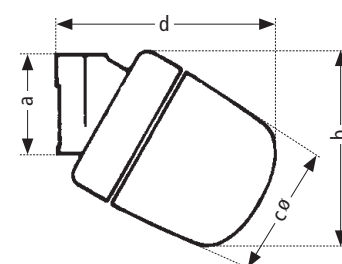


Lisilux wall-mounted fitting 60 W and 75 W

Socket E27, open terminal compartment, white porcelain base with one cable entrance in IEC protection class II. IP code 54.



From left to right: Lisilux wall-mounted fitting 60 W without glass, with clear glass and with frosted glass.



Article	Power output	Weight in g / unit	Order no.	Measure a in mm	Measure b in mm	Measure c in mm	Measure d in mm	Thread diameter in mm	Borehole distance in mm
Lisilux wall-mounted fitting without glass	60 W	350	100755	76x50		83		74.5	73
Lisilux wall-mounted fitting with clear glass	60 W	580	100756	76x50	120	83	136	74.5	73
Lisilux wall-mounted fitting with frosted glass	60 W	580	100757	76x50	120	83	136	74.5	73
Lisilux wall-mounted fitting without glass	75 W	470	100758	88x62		95		84.5	85
Lisilux wall-mounted fitting with clear glass	75 W	730	139630	88x62	123	95	138	84.5	85
Lisilux wall-mounted fitting with frosted glass	75 W	730	177049	88x62	123	95	138	84.5	85

Lisilux ceiling-mounted fitting opal glass globe 60 W, 75 W, 100 W and 200 W

Socket E27, open terminal compartment, white porcelain base with two cable entrances in IEC protection class II. IP code 54.



From left to right: Lisilux ceiling-mounted fitting opal glass globe 60 W, 75 W, 100 W and 200 W.

Article	Power output	Weight in g / unit	Order no. <i>*Not VDE-certified</i>	Measure a in mm	Measure b in mm	Thread diameter in mm	Borehole distance in mm
Lisilux ceiling-mounted fitting with opal glass globe	60 W	740	100794	125	140	74.5	94
Lisilux ceiling-mounted fitting with opal glass globe	75 W	870	100795	150	130	84.5	105
Lisilux ceiling-mounted fitting with opal glass globe	100 W	1310	100796	180	174	99	124
Lisilux ceiling-mounted fitting with opal glass globe	200 W	2050	100781*	215	260	123.5	150

Lisilux wall-mounted fitting opal glass globe 60 W and 75 W

Socket E27, open terminal compartment, white porcelain base with one cable entrance in IEC protection class II. IP code 54.



From left to right: Lisilux wall-mounted fitting opal glass globe 60 W and 75 W.

Article	Power output	Weight in g / unit	Order no.	Measure a in mm	Measure b in mm	Measure c in mm	Measure d in mm	Thread diameter in mm	Borehole distance in mm
Lisilux wall-mounted fitting opal glass globe	60 W	710	100797	76x50	120	125	136	74.5	73
Lisilux wall-mounted fitting opal glass globe	75 W	890	100798	88x62	123	150	138	84.5	85

Lisilux replacement glass

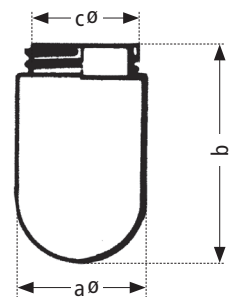
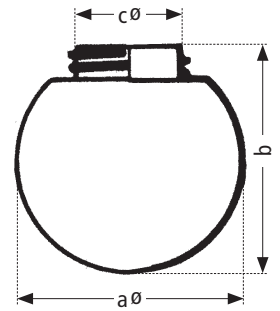
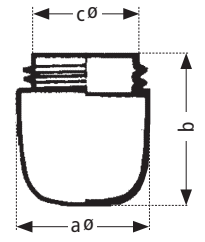


Clear (left) and frosted (right) replacement screw-glass

Opal glass globe

Clear glass cylinder

Article	Power output	Weight in g / unit	Order no.	Measure a in mm	Measure b in mm	Measure c in mm
Clear replacement glass for Lisilux fittings	60 W	220	100114	83	102	74.5
	75 W	260	100116	95	102	84.5
	100 W	490	100118	112	130	99
Frosted replacement glass for Lisilux fittings	60 W	220	100211	83	102	74.5
	75 W	260	100210	95	102	84.5
	100 W	490	100331	112	130	99
Opal glass globe for Lisilux fittings	60 W	360	100773	125	130	74.5
	75 W	420	100774	150	153	84.5
	100 W	630	100775	180	185	99
	200 W	910	100776	215	222	123.5
Clear cylinder glass for Lisilux fittings	60 W	220	100800	95	160	74.5
	75 W	380	100878	100	180	84.5
	100 W	460	100778	112	180	99



Lisilux replacement parts



Article	Power output	Weight in g / unit	Order no.
Gasket for Lisilux fittings	60 W	3	100115
	75 W	5	100117
	100 W	5	100119
	200 W	11	100771
Lamp holder ring E27 for Lisilux fittings	all types	52	100772
Additional cable gland IP68 for Lisilux fittings with strain relief and integrated seal	60 W	10	100928
	75 W		

Sauna wall-mounted fitting 60 W

Socket E27, white porcelain base with cable entrance on the rear in IEC protection class II. IP code 44, temp. = max. 125°C.



Article	Power output	Weight in g / unit	Order no.	Measure a in mm	Measure b in mm	Measure c in mm	Measure d in mm	Thread diameter in mm	Borehole distance in mm
Sauna wall-mounted fitting with clear glass	60 W	1 080	100783	98x76	158	95	130	84.5	72
Sauna wall-mounted fitting with frosted glass	60 W	1 080	139634	98x76	158	95	130	84.5	72

Lisilux sauna ceiling-mounted fitting 40 W / 60 W

Socket E27, open terminal compartment, white porcelain base with two cable entrances in IEC protection class II. IP code 54, temp. = max. 125°C. If mounted on ceiling: max. 40 W · If mounted on wall: max. 60 W



Article	Power output	Weight in g / unit	Order no.	Measure a in mm	Measure b in mm	Thread diameter in mm	Borehole distance in mm
Lisilux sauna ceiling-mounted fitting with clear glass	40 W	610	100768	83	140	74.5	94
Lisilux sauna ceiling-mounted fitting with frosted glass	40 W	610	100769	83	140	74.5	94

Lisilux sauna wall-mounted fitting 60 W

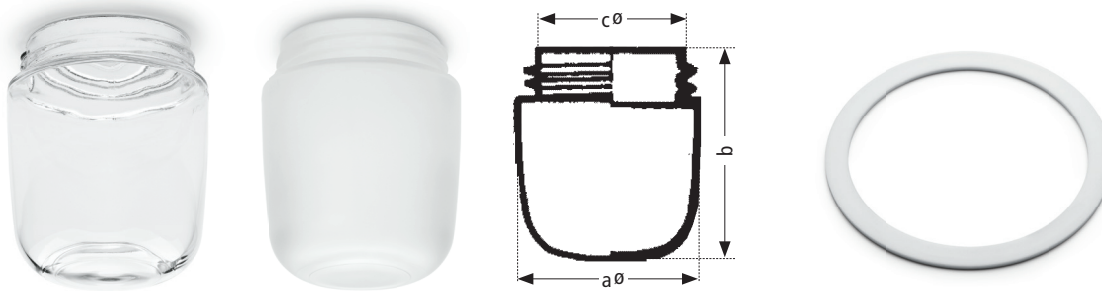
Socket E27, open terminal compartment, white porcelain base with one cable entrance in IEC protection class II. IP code 54, temp. = max. 125°C.



Article	Power output	Weight in g / unit	Order no.	Measure a in mm	Measure b in mm	Measure c in mm	Measure d in mm	Thread diameter in mm	Borehole distance in mm
Lisilux sauna wall-mounted fitting with clear glass	60 W	590	100785	76x50	120	83	136	74.5	73
Lisilux sauna wall-mounted fitting with frosted glass	60 W	590	100767	76x50	120	83	136	74.5	73


Sauna fitting replacement glass and gasket


Replacement glass suited for sauna fittings in IEC protection class II with IP code 44/54, temp. = max. 125°C.



Article	Power output in W	Weight in g / unit	Order no.	Measure a in mm	Measure b in mm	Measure c in mm
Clear replacement glass for sauna fittings	60 W	340	100116	95	102	84.5
Frosted replacement glass for sauna fittings	60 W	340	100210	95	102	84.5
Clear replacement glass for Lisilux sauna fittings	60 W	220	100114	83	102	74.5
Frosted replacement glass for Lisilux sauna fittings	60 W	220	100211	83	102	74.5
Silicone gasket for Lisilux sauna fittings	60 W	4	100770			
Silicone gasket for sauna fitting	60 W	4	100811			

Technical information

VDE-certification:
 This product has been VDE-tested, certified and monitored. It also complies with the safety requirements of the relevant directives.

CE-regulations:
 All items in this catalogue which are subject to CE regulations bear the CE mark on their packaging label and on the product itself.

Protection classes

Protection class II:
 Fittings feature protective insulation but no protective earth terminal.

D Fittings with this sign correspond to DIN VDE 0711 EN 60598 parts 2–24. D stands for “dust” and demonstrates that protection against dust deposits and other foreign bodies has been achieved – even on the inside of the fitting. “Electric fittings with limited surface temperature” fulfil these requirements. The lamps have been designed such that it is impossible for dangerous quantities of flammable dusts or fibres to settle on the lamps, avoiding a build-up of heat. They can be installed in production areas that are subject to fire hazards without any problems.

IP 20, IP 44, IP 54, IP 68

First code number: Foreign body protection / protection against accidental contact
Second code number: Protection against water

Foreign body protection / protection against accidental contact

IP 2X: Protection against ingress of solid foreign bodies with a diameter greater than 12 mm (medium-sized foreign bodies), keeps away fingers or similar objects.

IP 4X: Protection against ingress of solid foreign bodies with a diameter greater than 1 mm (granular foreign bodies).


IP 5X: Protection against harmful dust deposits.

IP 6X: No ingress of dust; complete protection against contact (dust tight).

Protection against water

IP X0: Not protected.

IP X4: Protection against splashing water.

 Water, which is splashed from any direction against the casing, may not have any damaging effect. Protected against splashing water.

IP X8: Suitable for continuous immersion in water under conditions which shall be specified by the manufacturer. However, with certain types of equipment, it can mean that water can enter but only in such a manner that it produces no harmful effects.

Use of energy-saving lamps

The usable length from the base contact and the minimum inner diameter of the thread neck are important parameters for the use of alternative light bulbs such as energy-saving lamps. Depending on the manufacturer, the length and diameter of the light bulb may differ. We recommend to adhere to the below mentioned dimensions when selecting alternative illuminants.

Lights	Power output	Combination with glass	Max. length of bulbs in mm	Max. diameter of bulbs in mm	Usable for energy-saving lamps
Lisilux ceiling-mounted fitting	60 W	Lisilux glass	100	61	
Lisilux ceiling-mounted fitting	60 W	Opal glass globe	130	61	5 W, 7 W
Lisilux wall-mounted fitting	60 W	Lisilux glass	100	61	
Lisilux wall-mounted fitting	60 W	Opal glass globe	130	62	5 W, 7 W
Lisilux ceiling-mounted fitting	75 W	Lisilux glass	105	68	
Lisilux ceiling-mounted fitting	75 W	Opal glass globe	155	68	5 W to 15 W
Lisilux ceiling-mounted fitting	75 W	Cylinder glass	160	68	5 W to 15 W
Lisilux wall-mounted fitting	75 W	Lisilux glass	105	68	
Lisilux wall-mounted fitting	75 W	Opal glass globe	155	68	5 W to 15 W
Lisilux wall-mounted fitting	75 W	Cylinder glass	160	68	5 W to 15 W
Lisilux ceiling-mounted fitting	100 W	Lisilux glass	128	82	5 W, 7 W
Lisilux ceiling-mounted fitting	100 W	Opal glass globe	165	82	5 W to 23 W
Lisilux ceiling-mounted fitting	100 W	Cylinder glass	175	82	5 W to 20 W
Lisilux ceiling-mounted fitting	200 W	Opal glass globe	180	105	5 W to 15 W



LINDNER LISILUX



Thomas Hoof Produktgesellschaft mbH & Co. KG
Bahnhofstr. 3 · D-59348 Lüdinghausen · Tel. +49 (0) 2591 / 2590-210 · Fax +49 (0) 2591 / 2590-190
info@produktgesellschaft.de · www.produktgesellschaft.de