

llina's

1975



Original Electric Components


www.llinasbcn.com

Technique and Natural Design, Since 1975

LLINÀS, company of familiar character, is leading in design and manufacture of exclusive electric material. His origins go back to 1975, forty years dedicated to the design and accomplishment of original and innovative projects.

LLINÀS has bet for a new way of understanding the electric material sector, combining the diversity and the coherence of his origins and tradition, with the design and the functionality of the current reality, coexistent values in the spirit of the brand that is transmitted to each of his designs.

In LLINÀS we bet for our lasting and exclusive products, making every piece with the dedication and professionalism that has characterized our Firm throughout the time. A current concept of industrial design: the recovery of ancient styles where the products are treated by the conscientiousness and attention of his creators, and it is well demonstrated in final results.



Noble materials high quality

Our mechanisms, trustworthy and elegant, are the result of years of research and development continued and are realized fulfilling the in force European Procedure of Security Electrical engineer. Before coming to the user they have been submitted to the rigorous approved quality controls UNE-EN-ISO 9001:2015.

Experience, know-how, passion for the craftsmanship and his human commitment they play the role of LLINÀS firm, leader and modal of quality, confidence and service.

UNE-EN-ISO 9001:2015



V2 Version

ideal

Page. 6



RECORD

Page. 12



CITY

Page. 36



forja

Page. 44



METALBOX

Page. 52



LUWA

Page. 58



HABITAT

Page. 66



ideal

*Traditional
Rustic
Authentic*

Original designs in porcelain and wood that evoke rustic environments and take care of the small details that make the difference.

The rotary mechanisms of the Ideal series are intimate protagonists of the first electrical installations. A timeless and authentic style.

His complete range of mechanisms and accessories brings this indispensable series to the creation or rehabilitation of environments and rural houses.

The Ideal line combines the handcrafted processes of manufacture with the most modern technology, with a complete range of components for the contemporary electrical uses.



Include special screw
of stainless steel.

Recyclable.

ideal

*The Original Series of rotary mechanisms.
The top historical symbol.*



010 / 030 Series

Individual Wall surface mounting
Pages **10-11, 18-25**



011 / 031 Series

Wall surface mounting with combinable mechanisms
Pages **10-11, 26-29**



012 / 032 Series

In-wall mounting with standard boxes
Pages **10-11, 30-35**



010 Individual-Surface

Individual type mechanisms installation



Ø62 h47

010 - xxx - 01

- 025 Push-button
- 025E Push-button / Two-way switch
- Earth connection required.
- For dimmer function combine 025 with electronic dimmer box.



Ø56 h57

010 - xxx - 01

- 20 Switch / Two-way switch
- 20B Two-way bipolar switch
- 20C Crossing switch
- 20D Double switch
- 20P Rotative push-button



Ø56 h57

010 - xxx - 01 - 10 11 12

- 21 Switch / Two-way switch
- 21B Two-way bipolar switch
- 21C Crossing switch
- 21D Double switch
- 21P Rotative push-button

011 Modular-Surface

Combinable mechanisms installation



Ø62 h35

011 - xxx - 01

- 250 Push-button
- 250E Push-button / Two-way switch
- Earth connection required.
- For dimmer function combine 250 with electronic dimmer box.



Ø62 h38

011 - xxx - 01

- 200 Switch / Two-way switch
- 200B Two-way bipolar switch
- 200C Crossing switch
- 200D Double switch
- 200P Rotative push-button



Ø62 h38

011 - xxx - 01 - 10 11 12

- 201 Switch / Two-way switch
- 201B Two-way bipolar switch
- 201C Crossing switch
- 201D Double switch
- 201P Rotative push-button

012 In-wall mount

Normalized in-wall boxes installation



Ø72 h38

010 - xxx - 01 - 10 11 12

- 250 Push-button
- 250E Push-button / Two-way switch
- Earth connection required.
- For dimmer function combine 250 with electronic dimmer box.



Ø72 h57

010 - xxx - 01 - 10 11 12

- 200 Switch / Two-way switch
- 200B Two-way bipolar switch
- 200C Crossing switch
- 200D Double switch
- 200P Rotative push-button



Ø72 h57

010 - xxx - 01 - 10 11 12

- 201 Switch / Two-way switch
- 201B Two-way bipolar switch
- 201C Crossing switch
- 201D Double switch
- 201P Rotative push-button



Ø62 h35

012 - xxx - 01

- 250 Push-button
- 250E Push-button / Two-way switch
- Earth connection required.
- For dimmer function combine 250 with electronic dimmer box.



Ø62 h38

012 - xxx - 01

- 200 Switch / Two-way switch
- 200B Two-way bipolar switch
- 200C Crossing switch
- 200D Double switch
- 200P Rotative push-button



Ø62 h38


012 - xxx - 01 - 10 11 12

- 201 Switch / Two-way switch
- 201B Two-way bipolar switch
- 201C Crossing switch
- 201D Double switch
- 201P Rotative push-button

Finishes

Series - Mechanism - Porcelain - Wood

xxx - xxx - 01 - 10 11 12



Withe Porcelain
01



Natural Beech
10



Varnish Beech
11



Varnish Bubinga
12

RECORD

*Friendly
Attractive
Different*

Sophisticated metallic mechanisms mounted in bodies of porcelain, on wooden or porcelain socles, inspired by the luxury of Art Nouveau and Deco styling.

The complete range of mechanisms and accessories makes this series indispensable in the creation or rehabilitation of classic environments and surroundings.

Record series combines the handcrafted processes of manufacture with actual technology.



Include special screw
of stainless steel.

Recyclable.

RECORD

*Icons of Modernist
and Deco Styles.*

climax



010 / 030 Series

Individual Wall surface mounting
Pages **16-17, 18-25**



011 / 031 Series

Wall surface mounting with combinable mechanisms
Pages **16-17, 26-29**



012 / 032 Series

In-wall mounting with standard boxes
Pages **16-17, 30-35**

ATTENTION

Earth connection required.



010 Individual-Surface

Individual type mechanisms installation



Ø62 h55

020 - xxx - 01 - 20 21 28 29 36 42

250 Push-button

- Earth connection required.
- For dimmer function combine with electronic dimmer box.



Ø72 h55

020 - xxx - 01 - 20 21 28 29 36 42

200 Switch / Two-way switch

- 200B** Two-way bipolar switch
- 200C** Crossing switch
- 250P** Toggle push-button
- 290** Electric blind control, 3 positions

- Earth connection required.
- For dimmer function combine 250P with electr. dimmer box.

021 Modular-Surface

Combinable mechanisms installation



Ø62 h35

021 - xxx - 01 - 20 21 28 29 36 42

250 Push-button

- Earth connection required.
- For dimmer function combine with electronic dimmer box.



Ø62 h40

021 - xxx - 01 - 20 21 28 29 36 42

200 Switch / Two-way switch

- 200B** Two-way bipolar switch
- 200C** Crossing switch
- 250P** Toggle push-button
- 290** Electric blind control, 3 positions

- Earth connection required.
- For dimmer function combine 250P with electr. dimmer box.

022 In-wall mount

Normalized in-wall boxes installation



Ø62 h50

020 - xxx - 01 - 20 21 28 29 36 42 - 10 11 12

250 Push-button

- Earth connection required.
- For dimmer function combine with electronic dimmer box.



Ø72 h50

020 - xxx - 01 - 20 21 28 29 36 42 - 10 11 12

200 Switch / Two-way switch

- 200B** Two-way bipolar switch
- 200C** Crossing switch
- 250P** Toggle push-button
- 290** Electric blind control, 3 positions

- Earth connection required.
- For dimmer function combine 250P with electr. dimmer box.



Ø62 h35

022 - xxx - 01 - 20 21 28 29 36 42

250 Push-button

- Earth connection required.
- For dimmer function combine with electronic dimmer box.



Ø62 h40

022 - xxx - 01 - 20 21 28 29 36 42

200 Switch / Two-way switch


- 200B** Two-way bipolar switch
- 200C** Crossing switch
- 250P** Toggle push-button
- 290** Electric blind control, 3 positions

- Earth connection required.
- For dimmer function combine 250P with electr. dimmer box.

Finishes

Series - Mechanism - Porcelain - Wood - Metal

xxx - xxx - 01 - 20 21 28 29 36 42 - 10 11 12



White Porcelain
01



Shine Brass
20



Satin Brass
21



Shine Embossed
28



Satin Embossed
29



ShineChrome
36



Satin Copper
42



Natural Beech
10



Varnish Beech
11



Varnish Bubinga
12

030 Individual-Surface

Individual-Surface complements for Ideal/Record Series



Ø67 h48

030 - xxx - 01 - P D

250 Push-button
 · Earth connection required.
 · For dimmer function combine with electronic dimmer box.



Ø67 h48

030 - xxx - 01 - P D

252 Push-buttons
 · Earth connection required.
 · For dimmer function combine with electronic dimmer box.
 · For other combinations consult.
 Example: Switch + Push-button.



Ø67 h58

030 - xxx - 01 - P D

200 Switch / Two-way switch
200B Two-way bipolar switch
200C Crossing switch
250P Toggle push button
290 Electric blind control, 3 positions
 · Earth connection required.
 · For dimmer function combine 250P with electronic dimmer box.



Ø67 h58

030 - xxx - 01 - P D

202 Switches / Two-way switches
252P Toggle push-buttons
292 Electric blinds control, 3 positions
 · Earth connection required.
 · For dimmer function combine 252P with electronic dimmer box.
 · For other combinations consult.
 Example: Switch + Push-button.



Ø67 h41

030 - xxx - 01

400 Two-pole wall socket with earth



Ø67 h41

030 - xxx - 01

400F French type two-pole wall socket with earth



Ø72 h48

030 - xxx - 01 - 10 11 12 - P D

250 Push-buttons
 · Earth connection required.
 · For dimmer function combine with electronic dimmer box.



Ø72 h48

030 - xxx - 01 - 10 11 12 - P D

252 Push-buttons
 · Earth connection required.
 · For dimmer function combine with electronic dimmer box.
 · For other combinations consult.
 Example: Switch + Push-button.



Ø72 h58

030 - xxx - 01 - 10 11 12 - P D

200 Switch / Two-way switch
200B Two-way bipolar switch
200C Crossing switch
250P Toggle push-button
290 Electric blind control, 3 positions
 · Earth connection required.
 · For dimmer function combine 250P with electronic dimmer box.



Ø72 h58

030 - xxx - 01 - 10 11 12 - P D

202 Switches / Two-way switches
252P Toggle push-buttons
292 Electric blinds control, 3 positions
 · Earth connection required.
 · For dimmer function combine 252P with electronic dimmer box.
 · For other combinations consult.
 Example: Switch + Push-button.



Ø72 h41

030 - xxx - 01 - 10 11 12

400 Two-pole wall socket with earth



Ø72 h41


030 - xxx - 01 - 10 11 12

400F French type two-pole wall socket with earth

Finishes

Series - Mechanism - Porcelain - Wood - Others

xxx - xxx - 01 - 10 11 12 - P D



White Porcelain
01



Natural Beech
10



Varnish Beech
11



Varnish Bubinga
12



Silver
P



Golden
D

030 Individual-Surface

Individual-Surface complements for Ideal/Record Series



Ø67 h41

030 - xxx - 01

4001 Italian wall socket with earth



Ø67 h41

030 - xxx - 01

500 Rj11 4/6 ways phone socket
501 Rj45 8 ways wall socket
504 Rj45 6 category wall socket



Ø67 h41

030 - xxx - 01

505 Double Rj45 6 category wall socket



Ø67 h33

030 - xxx - 01

550 Single TV/FM antenna wall socket
551 Intermediate TV/FM antenna wall socket
552 Final TV/FM antenna wall socket
553 Single SAT/FM satellite wall socket
554 Intermediate SAT/FM satellite wall socket
555 Final SAT/FM satellite wall socket



Ø67 h41

030 - xxx - 01

609 Cord pull switch 2AX 250V~ 180mm length



Ø67 h41

030 - xxx - 01 - P D

600 Cable output, for cables Ø max. 7mm



Ø72 h41

030 - xxx - 01 - 10 11 12

4001 Italian wall socket with earth



Ø72 h41

030 - xxx - 01 - 10 11 12

500 Rj11 4/6 ways phone socket
501 Rj45 8 ways wall socket
504 Rj45 6 category wall socket



Ø72 h41

030 - xxx - 01 - 10 11 12

505 Double Rj45 6 category wall socket



Ø72 h33

030 - xxx - 01 - 10 11 12

550 Single TV/FM antenna wall socket
551 Intermediate TV/FM antenna wall socket
552 Final TV/FM antenna wall socket
553 Single SAT/FM satellite wall socket
554 Intermediate SAT/FM satellite wall socket
555 Final SAT/FM satellite wall socket



Ø72 h41

030 - xxx - 01 - 10 11 12

609 Cord pull switch 2AX 250V~ 180mm length



Ø72 h46


030 - xxx - 01 - 10 11 12 - P D

600 Cable output, for cables Ø max. 7mm

Finishes

Series - Mechanism - Porcelain - Wood - Others

xxx - xxx - 01 - 10 11 12 - P D



White Porcelain
01



Natural Beech
10



Varnish Beech
11



Varnish Bubinga
12



Silver
P



Golden
D

030 Individual-Surface

Individual-Surface complements for Ideal/Record Series



Ø72 h50

030 - xxx - 01

640 Fuse carrier max. 16A 250V~
- Fuse included.



Ø72 h47

030 - xxx - 01

612 Switch with key 10AX 250V~



Ø67 h41

030 - xxx - 01

618 Buzzer 220V~, 75dB
619 Buzzer 24V~, 75dB
622 2W 8 Ω loudspeaker



Ø72 h41

030 - xxx - 01 - P N

615 Signalling lamp with white light
led 220V~



Ø72 h50

030 - xxx - 01 - 10 11 12

640 Fuse carrier max. 16A 250V~
- Fuse included.



Ø72 h47

030 - xxx - 01 - 10 11 12

612 Switch with key 10AX 250V~



Ø72 h41

030 - xxx - 01 - 10 11 12

618 Buzzer 220V~, 75dB
619 Buzzer 24V~, 75dB
622 2W 8 Ω loudspeaker



Ø72 h41

030 - xxx - 01 - 10 11 12 - P N

615 Signalling lamp with white light
led 220V~



030 - xxx - 01 - 10 11 12

603 Blank lid

030 - xxx - 01 - 10 11 12

630 Jack connector 3.5mm

030 - xxx - 01 - 10 11 12

626 Wall outlet for loudspeaker

030 - xxx - 01 - 10 11 12

627 Wall outlet for loudspeakers

030 - xxx - 01 - 10 11 12

633 RCA Audio connectors

030 - xxx - 01 - 10 11 12

634 RCA Video connectors
635 RCA Audio and Video connectors

030 - xxx - 01 - 10 11 12

637 Banana connectors


030 - xxx - 01 - 10 11 12

638 S-Video connector
- For installation on hollow wall.

Finishes

Series - Mechanism - Porcelain - Wood - Others

xxx - xxx - 01 - 10 11 12 - P N



White Porcelain
01



Natural Beech
10




Varnish Beech
11



Varnish Bubinga
12



Silver
P



Black
N

Also Available:



- 639 HDMI connector
- 640 USB connector
- 641 Toslink connector
- 642 SC fiber connector
- 644 IR receiver

Dimensions in millimeters

030 Individual-Surface

Individual-Surface complements for Ideal/Record Series








 030 - xxx - 01 Ø70 h34	 030 - xxx - 01 Ø90 h34	 030 - xxx - 01 L120 h34
801 Porcelain connection box Ø 70 mm.	803 Porcelain connection box Ø 90 mm.	802 Porcelain connection box 70x120 mm
 030 - xxx - 01 Ø18 h22	 030 - xxx - 01 03 Ø18 h22	 030 - xxx - B M
806 Porcelain insulator for twisted cable	807 Porcelain security insulator for twisted cable	810 Twisted cable 2x1 mm 811 Twisted cable 2x1,5 mm 812 Twisted cable 3x1 mm 813 Twisted cable 3x1,5 mm 815 Twisted cable 3x2,5 mm - Cotton textile cover. - Other sections on request. - Other colors consult.
 030 - xxx - 11 12 Ø35 h85	 030 - xxx - 01 Ø83 h26	
831 Suspended two-way switch 220V 832 Suspended push-button 220V	825 Porcelain rosette ceiling connector	

 300 - xxx -  891 Single stainless steel surface box 892 Double stainless steel surface box 893 3 elements stainless steel surface box	 300 - xxx -  895 Single stainless steel top cover 896 Double stainless steel top cover 897 3 elements stainless steel top cover - Converts xxx surface box to junction box.	 300 - xxx -  T18 Stainless steel tube Ø18 mm - Supplied in 2.5 m lengths. - For other lengths consult.
 300 - xxx -  C9018 90° curve for 18mm diameter pipe, stainless steel	 300 - xxx -  M18 Junction sleeve for 18mm diameter pipes, stainless steel	 300 - xxx -  E18 Box inlet sleeve for 18mm diameter pipe, stainless steel
 300 - xxx -  A18 Clamp for 18mm diameter pipe, stainless steel		

Finishes

Series - Mechanism - Porcelain - Wood - Others

xxx - xxx - 01 03 - 11 12 - B M

						
White Porcelain 01	Natural Beech 10	Varnish Beech 11	Varnish Bubinga 12	White B	Brown M	Material: Stainless steel

031 Modular-Surface

Combinable Surface complements for Ideal/Record Series



Ø62h22

031 - xxx - 01 - P D

250 Push-button

- Earth connection required.
- For dimmer function combine with electronic dimmer box.



Ø62h22

031 - xxx - 01 - P D

252 Push-buttons

- Earth connection required.
 - For dimmer function combine with electronic dimmer box.
 - For other combinations consult.
- Example: Switch + Push-button.



Ø62h32

031 - xxx - 01 - P D

200 Switch / Two-way switch
200B Two-way bipolar switch
200C Crossing switch
250P Toggle push-button
290 Electric blind control, 3 positions

- Earth connection required.
- For dimmer function combine 250P with electronic dimmer box.



Ø62h32

031 - xxx - 01 - P D

202 Switches / Two-way switches
252P Toggle push-buttons
292 Electric blinds control, 3 positions

- Earth connection required.
 - For dimmer function combine 252P with electronic dimmer box.
 - For other combinations consult.
- Example: Switch + Push-button.



Ø62 h8

031 - xxx - 01

550 Single TV/FM antenna wall socket
551 Intermediate TV/FM antenna wall socket
552 Final TV/FM antenna wall socket
553 Single SAT/FM satellite wall socket
554 Intermediate SAT/FM satellite wall socket
555 Final SAT/FM satellite wall socket



Ø62 h17

031 - xxx - 01

500 Rj11 4/6 ways phone socket
501 Rj45 8 ways wall socket
504 Rj45 6 category wall socket



Ø62 h17

031 - xxx - 01

400 Two-pole wall socket with earth



Ø62 h17

031 - xxx - 01

400F French two-pole wall socket with earth



Ø62 h17

031 - xxx - 01

400I Base enchufe italia



Ø62 h17

031 - xxx - 01

505 Double Rj45 6 category wall socket



Ø62 h17

031 - xxx - 01

609 Cord pull switch 2AX 250V~ 180mm length



Ø62 h18

031 - xxx - 01 - P D

600 Cable output, for cables Ø max. 7mm



Ø62 h15

031 - xxx - 01

640 Fuse carrier max. 16A 250V~
· Fuse included.



Ø72 h48

031 - xxx - 01

612 Switch with key 10AX 250V~



Ø62 h8

031 - xxx - 01

603 Blank lid

Finishes

Series - Mechanism - Porcelain - Others

xxx - xxx - 01 - P D N



White Porcelain
01



Silver
P



Golden
D



Black
N

031 Modular-Surface

Combinable Surface complements for Ideal/Record Series



Ø62 h17

031 - xxx - 01

618/619 Buzzer 220V~/24V~, 75dB
622 2W 8 Ω loudspeaker



Ø62 h17

031 - xxx - 01 - P N

615 Signalling lamp with white light
led 220V~



Ø62 h18

031 - xxx - 01

625 BNC outlet



Ø62 h17

031 - xxx - 01

633 RCA Audio connectors



Ø62 h17

031 - xxx - 01

634 RCA Video connectors
635 RCA Audio and Video connectors



Ø62 h17

031 - xxx - 01

637 Banana connectors



Ø62 h17

031 - xxx - 01

630 Jack connector 3.5mm



Ø62 h17

031 - xxx - 01

626 Wall outlet for loudspeaker



Ø62 h17

031 - xxx - 01

627 Wall outlet for loudspeakers



Ø62 h17

031 - xxx - 01

638 S-Video connector
· For installation on hollow wall.



Ø62 h17

031 - xxx - 01

639 HDMI connector
· For installation on hollow wall.



Ø62 h17

031 - xxx - 01

640 USB connector



Ø76 h25

031 - xxx - 10 11 12

721 1 element round wood frame
Lateral inlet for cable



76 x 146 x 25

031 - xxx - 10 11 12

722 2 elements round wood frame
Lateral inlet for cable



76 x 218 x 25

031 - xxx - 10 11 12

723 3 elements round wood frame
Lateral inlet for cable



76 x 289 x 25


031 - xxx - 10 11 12

724 4 elements round wood frame
Lateral inlet for cable

Finishes

Series - Mechanism - Porcelain - Wood - Others

xxx - xxx - 01 - 10 11 12 - P N



White Porcelain
01



Natural Beech
10




Varnish Beech
11



Varnish Bubinga
12



Silver
P



Black
N

Also Available:

- 641 Toslink connector
- 642 SC fiber connector
- 644 IR receiver

032 In-wall installation

In-wall complements for Ideal/Record Series



Ø62 h16

032 - xxx - 01 - P D

250 Push-button

- Earth connection required.
- For dimmer function combine with electronic dimmer box.



Ø62 h16

032 - xxx - 01 - P D

252 Push-buttons

- Earth connection required.
- For dimmer function combine with electronic dimmer box.
- For other combinations consult.
- Example: Switch + Push-button.



Ø62 h25

032 - xxx - 01 - P D

200 Switch / Two-way switch
200B Two-way bipolar switch
200C Crossing switch
250P Toggle push-button
290 Electric blind control, 3 positions

- Earth connection required.
- For dimmer function combine 250P with electronic dimmer box.



Ø62 h25

032 - xxx - 01 - P D

202 Switches / Two-way switches
202B Two-way bipolar toggle switches
202C Crossing toggle switches
252P Toggle push-buttons
292 Electric blinds control, 3 positions

- Earth connection required.
- For dimmer function combine 252P with electronic dimmer box.
- For other combinations consult.
- Example: Switch + Push-button.



Ø62 h25

032 - xxx - 01 - P D

300 Dimmer/Two-way Switch Ferromagnetic 20-500W/VA. R,L
301 Electronic Dimmer/Two-way Switch 20-550W/VA. R,C
302 Dimmer for Fluorescent Lamps with Electronic Ballast EVG 1-10V 40mA
303 Dimmer/Two-way Switch for Energy Saving Lamps 7-110W/VA. R,L (Dimmable LEDs)
304 Electronic Dimmer/Two-way Switch for Low Power Lamps 15/150W/VA. R,C (Dimmable LEDs)
305 Speed Controller for Induction Motors 60-600VA



Ø62 h8

032 - xxx - 01

550 Single TV/FM antenna wall socket
551 Intermediate TV/FM antenna wall socket
552 Final TV/FM antenna wall socket
553 Single SAT/FM satellite wall socket
554 Intermediate SAT/FM satellite wall socket
555 Final SAT/FM satellite wall socket



Ø62 h17

032 - xxx - 01

400 Two-pole wall socket with earth



Ø62 h17

032 - xxx - 01

400F French two-pole wall socket with earth



Ø62 h17

032 - xxx - 01

400I Base enchufe italia



Ø62 h10

032 - xxx - 01

500 Rj11 4/6 ways phone socket
501 Rj45 8 ways wall socket
504 Rj45 6 category wall socket



Ø62 h17

032 - xxx - 01

505 Double Rj45 6 category wall socket



Ø62 h17

032 - xxx - 01

609 Cord pull switch 2AX 250V~ 180mm length



Ø62 h18

032 - xxx - 01 - P D

600 Cable output, for cables Ø max. 7mm



Ø62 h15

032 - xxx - 01

640 Fuse carrier max. 16A 250V~
· Fuse included.



Ø62 h10

032 - xxx - 01

612 Switch with key 10AX 250V~

Finishes

Series - Mechanism - Porcelain - Others

xxx - xxx - 01 - P D N



White Porcelain
01



Silver
P



Golden
D



Black
N

032 In-wall installation

In-wall complements for Ideal/Record Series



032 - xxx - 01 Ø62 h8

603 Blank lid



032 - xxx - 01 Ø62 h17

618/619 Buzzer 220V~/24V~, 75dB
622 2W 8 Ω loudspeaker



032 - xxx - 01 - P N Ø62 h17

615 Signalling lamp with white light
led 220V~



032 - xxx - 01 Ø62 h17

637 Banana connectors



032 - xxx - 01 Ø62 h17

638 S-Video connector



032 - xxx - 01 Ø62 h17

639 HDMI connector



032 - xxx - 01 Ø62 h18

625 BNC outlet



032 - xxx - 01 Ø62 h17

630 Jack connector 3.5mm



032 - xxx - 01 Ø62 h17

626 Wall outlet for loudspeaker



032 - xxx - 01 Ø62 h17

640 USB connector



032 - xxx - 01 Ø62 h17

641 Toslink connector



032 - xxx - 01 Ø62 h17

642 SC fiber connector



032 - xxx - 01 Ø62 h17

627 Wall outlet for loudspeakers



032 - xxx - 01 Ø62 h17

633 RCA Audio connectors



032 - xxx - 01 Ø62 h17

634 RCA Video connectors
635 RCA Audio and Video connectors



032 - xxx - 01 Ø62 h17

644 IR receiver



800 - CAJR

CAJR Universal in-wall box, linkable

Finishes

Series - Mechanism - Porcelain - Others

xxx - xxx - 01 - P D N



White Porcelain
01



Silver
P



Golden
D



Black
N

032 In-wall installation

In-wall complements for Ideal/Record Series



032 - xxx - 10 11 12 Ø86 h15

721 1 element round wood frame



032 - xxx - 10 11 12 86 x 157 x 15

722 2 elements round wood frame



032 - xxx - 10 11 12 86 x 228 x 15

723 3 elements round wood frame



032 - xxx - 10 11 12 86 x 298 x 15

724 4 elements round wood frame



032 - xxx - 10 11 12 Ø86 h15

711 1 element square wood frame



032 - xxx - 10 11 12 86 x 157 x 15

712 2 elements square wood frame



032 - xxx - 10 11 12 86 x 228 x 15

713 3 elements square wood frame



032 - xxx - 10 11 12 86 x 298 x 15

714 4 elements square wood frame



032 - xxx - 01 Ø98 h15

721 1 element round porcelain frame



032 - xxx - 01 98 x 170 x 15

722 2 elements round porcelain frame



032 - xxx - 01 98 x 240 x 15

723 3 elements round porcelain frame




032 - xxx - 01 98 x 315 x 15

724 4 elements round porcelain frame

Frame Finishes

Series - Code - Finish

xxx - xxx - 01 10 11 12




White Porcelain
01



Natural Beech
10



Varnish Beech
11



Varnish Bubinga
12

CITY

*Design
in Pure State*



City line is inspired on the refined New York of the twenties.

His functional mechanisms, lever or button, combined with delicate plates made out of noble metals, brings this series to the top elegance and class symbol.

The City series combines the functionality and aesthetics of the best design. Practical and ergonomic mechanisms for comfortable and lasting use. A High-Tech concept for the top class architecture.



Finishes:
Shine Brass, Satin Brass, Satin Nickel,
Shine Chrome, Satin Cooper, Blued, Grafite, ...

Recyclable.

CITY

*Functional collection inspired by
avant-garde architectural trends.*



100 Series

In-wall mounting with standard boxes
Pages **40-43**



100 + 300 Series

Wall surface mounting with Metalbox complements
Pages **40-43, 56-57**

ATTENTION


Earth connection required.





100 - xxx - 20 .. 42 80x90x7

711 1 element square metal frame.
· Customized according mechanism.



100 - xxx - 20 21 22 24 25 36 37 38 39 40 42 80x302x7

714 4 elements square metal frame.
· Customized according mechanisms and their position



100 - xxx - 20 42 80x160x7

712 2 elements square metal frame.
· Customized according mechanisms and their position



100 - xxx - 20 21 22 24 25 36 37 38 39 40 42 80x232x7

713 3 elements square metal frame.
· Customized according mechanisms and their position



100 - xxx - 20 .. 42

200 Switch / Two-way switch
200B Two-way bipolar switch
200C Crossing switch
250P Toggle push-button
290 Electric blind control, 3 positions

· Earth connection required.
· For dimmer function combine 250P with electronic dimmer box.



100 - xxx - 20 .. 42

202 Switches / Two-way switches
202B Two-way bipolar toggle switches
202C Crossing toggle switches
252P Toggle push-buttons
292 Electric blinds control, 3 positions

· Earth connection required.
· For dimmer function combine 252P with electronic dimmer box.
· For other combinations consult.
Example: Switch + Push-button.



100 - xxx - 20 .. 42 - N

250 Push-button
· Earth connection required.
· For dimmer function combine with electronic dimmer box.



100 - xxx - 20 .. 42 - N

252 Push-buttons
· Earth connection required.
· For dimmer function combine with electronic dimmer box.
· For other combinations consult.
Example: Push-button + Switch.



100 - xxx - 20 .. 42

300 Dimmer/Two-way Switch Ferromagnetic 20-500W/VA. R,L
301 Electronic Dimmer/Two-way Switch 20-550W/VA. R,C
302 Dimmer for Fluorescent Lamps with Electronic Ballast EVG 1-10V 40mA
303 Dimmer/Two-way Switch for Energy Saving Lamps 7-110W/VA. R,L (Dimmable LEDs)
304 Electronic Dimmer/Two-way Switch for Low Power Lamps 15/150W/VA. R,C (Dimmable LEDs)
305 Speed Controller for Induction Motors 60-600VA



100 - xxx - 20 .. 42 - B N T

401 Two-pole wall socket with earth
· Shielded socket contacts.



100 - xxx - 20 .. 42 - B N T

401F French two-pole wall socket with earth
· Shielded socket contacts.



100 - xxx - 20 .. 42

550 Single TV/FM antenna wall socket
551 Intermediate TV/FM antenna wall socket
552 Final TV/FM antenna wall socket
553 Single SAT/FM satellite wall socket
554 Intermediate SAT/FM satellite wall socket
555 Final SAT/FM satellite wall socket




100 - xxx - 20 .. 42 - N

500 Rj11 4/6 ways phone socket
501 Rj45 8 ways wall socket



100 - xxx - 20 .. 42 - B N

502 Rj45 5E category wall socket
504 Rj45 6 category wall socket



100 - xxx - 20 .. 42 - B N

503 Double Rj45 5E category wall socket
505 Double Rj45 6 category wall socket



100 - xxx - 20 .. 42 - P D

600 Cable output, for cables Ø max. 7mm
· Other cable diameters under request.

Finishes

Series - Frame/Mechanism - Metal - Others


xxx - xxx - 20 21 22 24 25 36 37 38 39 40 42 - B N T P D




Shine Brass
20



Santin Brass
21



Old Brass
22



Vibro Brass
26



Blued
25



Shine Chrome
36



Shine Nickel
37



Satin Nickel
38



Old Nickel
39



Grafite
40



Satin Cooper
42

B White N Black T Translucent
P Silver D Golden

Dimensions in millimeters



100 - xxx - 20 - 42 - N

640 Fuse carrier max. 16A 250V~
· Fuse Included.



100 - xxx - 20 - 42

612 Switch with key 10AX 250V~



100 - xxx - 20 - 42

603 Blank lid



100 - xxx - 20 - 42 - B

627 Wall outlet for loudspeakers



100 - xxx - 20 - 42

633 RCA Audio Connectors



100 - xxx - 20 - 42

634 RCA Video Connectors
635 RCA Audio/Video Connectors



100 - xxx - 20 - 42 - P N

618 Buzzer 220V~, 75dB
619 Buzzer 24V~, 75dB




100 - xxx - 20 - 42 - P N

615 Signalling lamp with white light
led 220V~



100 - xxx - 20 - 42

622 2W 8 Ω loudspeaker




300 - xxx - 20 - 42 - N

637 Banana Connectors



100 - xxx - 20 - 42 - N

638 S-Video Connector




100 - xxx - 20 - 42 - N

639 HDMI Connector



100 - xxx - 20 - 42

625 BNC Connector




100 - xxx - 20 - 42 - N

630 Jack connector 3.5mm



100 - xxx - 20 - 42 - B

626 Wall outlet for loudspeaker



100 - xxx - 20 - 42 - N

640 USB Connector



100 - xxx - 20 - 42 - N

641 Toslink Connector



100 - xxx - 20 - 42 - B

642 SC fibra Connector

Any different mechanism under request

Finishes

Series - Frame/Mechanism - Metal - Others

xxx - xxx - 20 21 22 24 25 36 37 38 39 40 42 - B N T P D




Shine Brass
20



Santin Brass
21



Old Brass
22



Vibro Brass
26



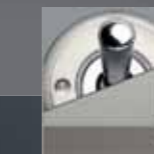
Blued
25




Shine Chrome
36



Shine Nickel
37



Satin Nickel
38



Old Nickel
39



Grafite
40



Satin Cooper
42

B White N Black T Translucent
P Silver D Golden

Dimensions in millimeters

forja

*Industrial
Contemporary
Functional*



Forja is the collection of switches which is based on the "Loft" style of the 50s. Robust and balanced aspect. Industrial and urban character.

Practical and functional design, the mechanisms of the Forja series, matches with the structural elements as bricks, concrete, columns, beams, pipes,...

Forja series highlights the nature of the raw materials. Stone, Iron, Steel, Oxide are the stars.



Finishes:
Natural Steel. Oxid. Forged Steel, Satin White,
Satin Black, Special RAL colors, ...

Recyclable.

forja

Robust and balanced aspect. Industrial and urban character.



200 Series

In-wall mounting with standard boxes
Pages **48-51**



200 + 300 Series

Wall surface mounting with Metalbox complements
Pages **48-51, 56-57**

ATTENTION


Earth connection required.






200 - xxx - 50 - 55 80x90x7

711 1 element square metal frame.
· Customized according mechanism.



200 - xxx - 50 51 52 53 54 55 80x302x7

714 4 elements square metal frame.
· Customized according mechanisms and their position



200 - xxx - 50 51 52 53 54 55 80x160x7

712 2 elements square metal frame.
· Customized according mechanisms and their position



200 - xxx - 50 51 52 53 54 55 80x232x7

713 3 elements square metal frame.
· Customized according mechanisms and their position



200 - xxx - 20 21 37 38

200 Switch / Two-way switch
200B Two-way bipolar switch
200C Crossing switch
250P Toggle push-button
290 Electric blind control, 3 positions

· Earth connection required.
· For dimmer function combine 250P with electronic dimmer box.



200 - xxx - 20 21 37 38

202 Switches / Two-way switches
202B Two-way bipolar toggle switches
202C Crossing toggle switches
252P Toggle push-buttons
292 Electric blinds control, 3 positions

· Earth connection required.
· For dimmer function combine 252P with electronic dimmer box.
· For other combinations consult.
Example: Switch + Push-button.



200 - xxx - 20 21 37 38 - N

250 Push-button
· Earth connection required.
· For dimmer function combine with electronic dimmer box.



200 - xxx - 20 21 37 38 - N

252 Push-buttons
· Earth connection required.
· For dimmer function combine with electronic dimmer box.
· For other combinations consult.
Example: Push-button + Switch.



200 - xxx - 20 21 37 38

300 Dimmer/Two-way Switch Ferromagnetic 20-500W/VA. R,L
301 Electronic Dimmer/Two-way Switch 20-550W/VA. R,C
302 Dimmer for Fluorescent Lamps with Electronic Ballast EVG 1-10V 40mA
303 Dimmer/Two-way Switch for Energy Saving Lamps 7-110W/VA. R,L (Dimmable LEDs)
304 Electronic Dimmer/Two-way Switch for Low Power Lamps 15/150W/VA. R,C (Dimmable LEDs)
305 Speed Controller for Induction Motors 60-600VA



200 - xxx - 20 21 37 38 - B N T

401 Two-pole wall socket with earth
· Shielded socket contacts.



200 - xxx - 20 21 37 38 - B N T

401F French two-pole wall socket with earth
· Shielded socket contacts.



200 - xxx - 20 21 37 38

550 Single TV/FM antenna wall socket
551 Intermediate TV/FM antenna wall socket
552 Final TV/FM antenna wall socket
553 Single SAT/FM satellite wall socket
554 Intermediate SAT/FM satellite wall socket
555 Final SAT/FM satellite wall socket



200 - xxx - 20 21 37 38 - N

500 Rj11 4/6 ways phone socket
501 Rj45 8 ways wall socket



200 - xxx - 20 21 37 38 - B N

502 Rj45 5E category wall socket
504 Rj45 6 category wall socket



200 - xxx - 20 21 37 38 - B N

503 Double Rj45 5E category wall socket
505 Double Rj45 6 category wall socket



200 - xxx - 20 21 37 38 - P D

600 Cable output, for cables Ø max. 7mm

· Other cable diameters under request.

Finishes

Series - Frame/Mechanism - Metal - Others

xxx - xxx - 50 51 52 53 54 55 - 20 21 37 38 - B N T P D



Shine Brass
20



Satin Brass
21



Shine Nickel
36



Satin Nickel
38



Forged Steel
50



Natural Steel
51




Painted Oxid
52



Natural Oxid
53



Satin White
54



Satin Black
55

B White N Black T Translucent

P Silver D Golden

Dimensions in millimeters



200 - xxx - 20 21 37 38 - N

640 Fuse carrier max. 16A 250V~
· Fuse Included.



200 - xxx - 20 21 37 38

612 Switch with key 10AX 250V~




200 - xxx - 20 21 37 38

603 Blank lid



200 - xxx - 20 21 37 38 - B

627 Wall outlet for loudspeakers



200 - xxx - 20 21 37 38

633 RCA Audio Connectors



200 - xxx - 20 21 37 38

634 RCA Video Connectors
635 RCA Audio/Video Connectors



200 - xxx - 20 21 37 38 - P N

618 Buzzer 220V~, 75dB
619 Buzzer 24V~, 75dB




200 - xxx - 20 21 37 38 - P N

615 Signalling lamp with white light
led 220V~




200 - xxx - 20 21 37 38

622 2W 8 Ω loudspeaker




200 - xxx - 20 21 37 38 - N

637 Banana Connectors



200 - xxx - 20 21 37 38 - N

638 S-Video Connector




200 - xxx - 20 21 37 38 - N

639 HDMI Connector



200 - xxx - 20 21 37 38

625 BNC Connector




200 - xxx - 20 21 37 38 - N

630 Jack connector 3.5mm




200 - xxx - 20 21 37 38 - B

626 Wall outlet for loudspeaker




200 - xxx - 20 21 37 38 - N

640 USB Connector



200 - xxx - 20 21 37 38 - N

641 Toslink Connector



200 - xxx - 20 21 37 38 - B

642 SC fibra Connector

Any different mechanism under request

Finishes

Series - Frame/Mechanism - Metal - Others

xxx - xxx - 50 51 52 53 54 55 - 20 21 37 38 - B N T P D



Shine Brass
20



Satin Brass
21



Shine Nickel
36



Satin Nickel
38




Forjed Steel
50



Natural Steel
51




Painted Oxid
52



Natural Oxid
53



Satin White
54



Satin Black
55

B White N Black T Translucent
P Silver D Golden

Dimensions in millimeters

METALBOX

SYSTEM

*Surface installation.
Smart and Functional*



Of extremely sober look, the Metalbox stainless steel boxes, has been created by LLINÀS to give response to the longing and needs of the market.

The Metalbox system allows the surface installation of the series City and Forja. Mechanisms installed on the walls to obtain the desired industrial style, diaphanous spaces, walls of concrete, brick, wood or stone are examples of application.



Stainless Steel.
Recyclable.

METALBOX SYSTEM

*Thanks to Metalbox complements it is not
necessary to dig the walls any more.
Industrial style to install City and Forja series.*




300 Series

City and Forja complements for Surface installation
Pages **56-57**

ATTENTION

Earth connection required.




METALBOX SYSTEM

300 Metalbox Complements

Surface installation for City and Forja Series

climas




300 - xxx - ■ 84x74x46

891 1 element surface box.

300 - xxx - ■ 297x84x46

894 4 elements surface box.



300 - xxx - ■ 155x84x46

892 2 elements surface box.

300 - xxx - ■ 225x84x46

893 3 elements surface box.



300 - xxx - ■ 80x70x15

895 1 element blank lid
- Converts 891 surface box into junction box.

300 - xxx - ■ 151x70x15

896 2 elements blank lid
- Converts 892 surface box into junction box.



300 - xxx - ■ 221x70x15

897 3 elements blank lid
- Converts 893 surface box into junction box.




300 - xxx - ■

T15 Pipe Ø15 mm
T18 Pipe Ø18 mm
T22 Pipe Ø22 mm
- Supplied in lengths of 2.5 m.
- Other lengths under request.



300 - xxx - ■

C9015 90° Elbow for Ø15mm
C9018 90° Elbow for Ø18mm
C9022 90° Elbow for Ø22mm



300 - xxx - ■

M15 Junction sleeve for Ø15mm
M18 Junction sleeve for Ø18mm
M22 Junction sleeve for Ø22mm



300 - xxx - ■

E15 Sleeve for box inlet Ø15mm
E18 Sleeve for box inlet Ø18mm
E22 Sleeve for box inlet Ø22mm



300 - xxx - ■

A15 Clamp for Ø15mm pipe
A18 Clamp for Ø18mm pipe
A22 Clamp for Ø22mm pipe

Any different accessories under request

Finishes

Series - Code

xxx - xxx - ■



Stainless Steel

Dimensions in millimeters

LUNA

Transparency and Reflections

Luna is the series of electrical components mounted on authentic glass plates. They achieve the most imaginative, personal and exclusive effects.

The total transparency of his frames allows its perfect integration in the environment. A subtly detail for your decoration project.

In its bevelled version, the Luna series brings us reflections and nuances of elegant classic atmospheres. In its refined version, it emphasizes with its special character, the minimalist and functional style.



Finishes:
Beveled Glass, Refined Glass.
Other finishes on request: Engravings, tints, colors, ...

Recyclable.

LUNA

With its soft reflections and transparencies, it contributes to create subtle environments, giving a personal and incomparable feeling.




400 Series

In-wall mounting with standard boxes
Pages **62-65**

ATTENTION

Luna series have a specific instructions to install, it is necessary to mount the in-wall plastic boxes 3 mm under the wall surface to allow the contact between glass plates and wall surface. Earth connection required.





400 Luna Series

In-wall mounting with standard boxes



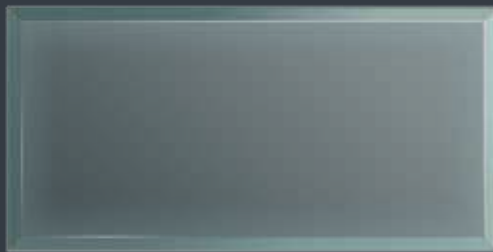
400 - xxx - 66 67 86x102x5

711 1 element square metal frame.
· Customized according mechanism.



400 - xxx - 66 67 86x310x5

714 4 elements square metal frame.
· Customized according mechanisms and their position.



400 - xxx - 66 67 86x172x5

712 2 elements square metal frame.
· Customized according mechanisms and their position.



400 - xxx - 66 67 86x242x5

713 3 elements square metal frame.
· Customized according mechanisms and their position.



400 - xxx - 20 37

200 Switch / Two-way switch
200B Two-way bipolar switch
200C Crossing switch
250P Toggle push-button
290 Electric blind control, 3 positions

· Earth connection required.
· For dimmer function combine 250P with electronic dimmer box.



400 - xxx - 20 37

202 Switches / Two-way switches
202B Two-way bipolar toggle switches
202C Crossing toggle switches
252P Toggle push-buttons
292 Electric blinds control, 3 positions

· Earth connection required.
· For dimmer function combine 252P with electronic dimmer box.
· For other combinations consult.
Example: Switch + Push-button.



400 - xxx - 20 37 - N

250 Push-button
· Earth connection required.
· For dimmer function combine with electronic dimmer box.



400 - xxx - 20 37 - N

252 Push-buttons
· Earth connection required.
· For dimmer function combine with electronic dimmer box.
· For other combinations consult.
Example: Push-button + Switch.



400 - xxx - 20 37

300 Dimmer/Two-way Switch Ferromagnetic 20-500W/VA. R,L
301 Electronic Dimmer/Two-way Switch 20-550W/VA. R,C
302 Dimmer for Fluorescent Lamps with Electronic Ballast EVG 1-10V 40mA
303 Dimmer/Two-way Switch for Energy Saving Lamps 7-110W/VA. R,L (Dimmable LEDs)
304 Electronic Dimmer/Two-way Switch for Low Power Lamps 15/150W/VA. R,C (Dimmable LEDs)
305 Speed Controller for Induction Motors 60-600VA



400 - xxx - 20 37 - B N T

401 Two-pole wall socket with earth
· Shielded socket contacts.



400 - xxx - 20 37 - B N T

401F French two-pole wall socket with earth
· Shielded socket contacts.



400 - xxx - 20 37

550 Single TV/FM antenna wall socket
551 Intermediate TV/FM antenna wall socket
552 Final TV/FM antenna wall socket
553 Single SAT/FM satellite wall socket
554 Intermediate SAT/FM satellite wall socket
555 Final SAT/FM satellite wall socket




400 - xxx - 20 37 - N

500 Rj11 4/6 ways phone socket
501 Rj45 8 ways wall socket



400 - xxx - 20 37 - B N

502 Rj45 5E category wall socket
504 Rj45 6 category wall socket



400 - xxx - 20 37 - B N

503 Double Rj45 5E category wall socket
505 Double Rj45 6 category wall socket



400 - xxx - 20 37 - P D

600 Cable output, for cables Ø max. 7mm

· Other cable diameters under request.

Finishes

Series - Frame/Mechanism - Metal/Glass - Others

xxx - xxx - 66 67 - 20 37 - B N T P D




Shine Brass
20



Shine Nickel
36



Refined Glass
66



Beveled Glass
67

B White N Black T Translucent
P Silver D Golden

For other finishes consult, please.



400 - xxx - 20 37 - N

640 Fuse carrier max. 16A 250V~
· Fuse Included.



400 - xxx - 20 37

612 Switch with key 10AX 250V~




400 - xxx - 20 37

603 Blank lid



400 - xxx - 20 37 - B

627 Wall outlet for loudspeakers



400 - xxx - 20 37

633 RCA Audio Connectors



400 - xxx - 20 37

634 RCA Video Connectors
635 RCA Audio/Video Connectors



400 - xxx - 20 37 - P N

618 Buzzer 220V~, 75dB
619 Buzzer 24V~, 75dB




400 - xxx - 20 37 - P N

615 Signalling lamp with white light
led 220V~



400 - xxx - 20 37

622 2W 8 Ω loudspeaker




400 - xxx - 20 37 - N

637 Banana Connectors



400 - xxx - 20 37 - N

638 S-Video Connector




400 - xxx - 20 37 - N

639 HDMI Connector



400 - xxx - 20 37

625 BNC Connector




400 - xxx - 20 37 - N

630 Jack connector 3.5mm




400 - xxx - 20 37 - B

626 Wall outlet for loudspeaker




400 - xxx - 20 37 - N

640 USB Connector



400 - xxx - 20 37 - N

641 Toslink Connector



400 - xxx - 20 37 - B

642 SC fibra Connector

Any different mechanism under request

Finishes

Series - Frame/Mechanism - Metal/Glass - Others

xxx - xxx - 66 67 - 20 37 - B N T P D



Shine Brass
20



Shine Nickel
36



Refined Glass
66



Beveled Glass
67

B White N Black T Translucent
P Silver D Golden

For other finishes please, consult.

HABITAT

Technics and Nature

The Habitat series bets for an ecological and sustainable design concept. Carefully selected wood that provides warmth and comfort sensations.

A natural detail that pleads for the environment respectful Architecture.

Precision mechanisms mounted on natural woods, elaborated by expert craftsmen and with the exclusive system of LLINAS customized frames.



Woods:
Natural Oak, Varnish Oak, Varnish Bubinga.

Recyclable.

HABITAT

The Habitat series offers diverse frames in natural wood, each one with his own texture and tone, what brings special and unrepeatable models.



500 Series

In-wall mounting with standard boxes
Pages **70-73**

ATTENTION

Earth connection required.





86x86x10

500 - xxx - 12 13 14

- 711 1 element square wood frame.
- 721 1 element round wood frame.

· Customized according mechanism.



86x299x10

500 - xxx - 12 13 14

- 714 4 elements square wood frame.
- 724 4 elements round wood frame.

· Customized according mechanisms and their position.



86x157x10

500 - xxx - 12 13 14

- 712 2 elements square wood frame.
- 722 2 elements round wood frame.

· Customized according mechanisms and their position.



86x228x10

500 - xxx - 12 13 14

- 713 3 elements square wood frame.
- 723 3 elements round wood frame.

· Customized according mechanisms and their position.



500 - xxx - 20 37

- 200 Switch / Two-way switch
- 200B Two-way bipolar switch
- 200C Crossing switch
- 250P Toggle push button
- 250P Electric blind control, 3 positions

· For dimmer function combine 250P with electronic dimmer box.



500 - xxx - 20 37

- 202 Switches / Two-way switches
- 202B Two-way bipolar toggle switches
- 202C Crossing toggle switches
- 252P Toggle push buttons
- 252P Electric blind control, 3 positions

· For dimmer function combine 252P with electronic dimmer box.
· For other combinations consult.
Example: Switch + Push-button.



500 - xxx - 20 37 - N

- 250 Push-button

· Earth connection required.
· For dimmer function combine with electronic dimmer box.



500 - xxx - 20 37 - N

- 252 Push-buttons

· Earth connection required.
· For dimmer function combine with electronic dimmer box.
· For other combinations consult.
Example: Push-button + Switch.



500 - xxx - 20 37

- 300 Dimmer/Two-way Switch Ferromagnetic 20-500W/VA. R,L
- 301 Electronic Dimmer/Two-way Switch 20-550W/VA. R,C
- 302 Dimmer for Fluorescent Lamps with Electronic Ballast EVG 1-10V 40mA
- 303 Dimmer/Two-way Switch for Energy Saving Lamps 7-110W/VA. R,L (Dimmable LEDs)
- 304 Electronic Dimmer/Two-way Switch for Low Power Lamps 15/150W/VA. R,C (Dimmable LEDs)
- 305 Speed Controller for Induction Motors 60-600VA



500 - xxx - 20 37 - 12 14

- 401 Two-pole wall socket with earth
- Shielded socket contacts.



500 - xxx - 20 37 - 12 14

- 401F French two-pole wall socket with earth
- Shielded socket contacts.



500 - xxx - 20 37

- 550 Single TV/FM antenna wall socket
- 551 Intermediate TV/FM antenna wall socket
- 552 Final TV/FM antenna wall socket
- 553 Single SAT/FM satellite wall socket
- 554 Intermediate SAT/FM satellite wall socket
- 555 Final SAT/FM satellite wall socket




500 - xxx - 20 37 - N

- 500 Rj11 4/6 ways phone socket
- 501 Rj45 8 ways wall socket



500 - xxx - 20 37 - B N

- 502 Rj45 5E category wall socket
- 504 Rj45 6 category wall socket



500 - xxx - 20 37 - B N

- 503 Double Rj45 5E category wall socket
- 505 Double Rj45 6 category wall socket



500 - xxx - 20 37 - P D

- 600 Cable output, for cables Ø max. 7mm
- Other cable diameters under request.

Finishes

Series - Frame/Mechanism - Metal/Wood - Others

xxx - xxx - 20 37 - 12 13 14 - B N P D




Shine Brass
20



Shine Nickel
36



Varnish Bubinga
13



Natural Oak
14



Varnish Oak
15

B White N Black T Translucent
P Silver D Golden

For other finishes please, consult.



500 - xxx - 20 37 - N

640 Fuse carrier max. 16A 250V~
· Fuse Included.



500 - xxx - 20 37

612 Switch with key 10AX 250V~




500 - xxx - 20 37

603 Blank lid



500 - xxx - 20 37 - B

627 Wall outlet for loudspeakers



500 - xxx - 20 37

633 RCA Audio Connectors



500 - xxx - 20 37

634 RCA Video Connectors
635 RCA Audio/Video Connectors



500 - xxx - 20 37 - P N

618 Buzzer 220V~, 75dB
619 Buzzer 24V~, 75dB




500 - xxx - 20 37 - P N

615 Signalling lamp with white light
led 220V~



500 - xxx - 20 37

622 2W 8 Ω loudspeaker




500 - xxx - 20 37 - N

637 Banana Connectors



500 - xxx - 20 37 - N

638 S-Video Connector




500 - xxx - 20 37 - N

639 HDMI Connector



500 - xxx - 20 37

625 BNC Connector




500 - xxx - 20 37 - N

630 Jack connector 3.5mm




500 - xxx - 20 37 - B

626 Wall outlet for loudspeaker




500 - xxx - 20 37 - N

640 USB Connector



500 - xxx - 20 37 - N

641 Toslink Connector



500 - xxx - 20 37 - B

642 SC fibra Connector

Any different mechanism under request

Finishes

Series - Frame/Mechanism - Metal/Wood - Others

xxx - xxx - 20 37 - 12 13 14 - B N P D



Shine Brass
20



Shine Nickel
36



Varnish Bubinga
13



Natural Oak
14



Varnish Oak
15

B White N Black T Translucent
P Silver D Golden

For other finishes please, consult.

Installation guide

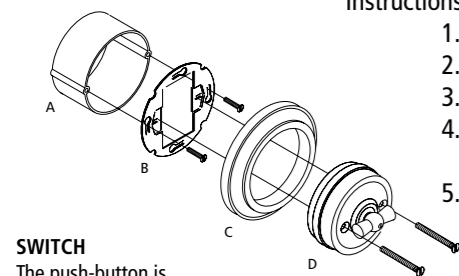
CLASSIC ELECTRICAL COMPONENTS MADE OF NATURAL MATERIALS AND ACCORDING TO THE ELECTROTECHNICAL STANDARDS.

For install with CE standard in-wall boxes

IDEAL Series (in-wall installation)

Instructions:

1. Disconnect power (main switch, fuse).
2. Strip apart 7mm of the ends of the cables.
3. Fix the metal frame (B) on to the in-wall box (A).
4. Connect the diverse wires to their respective terminals, (wiring diagrams, page 76), intercalating the wood or porcelain plate (C).
5. Fit the porcelain body with supplied screws (D).

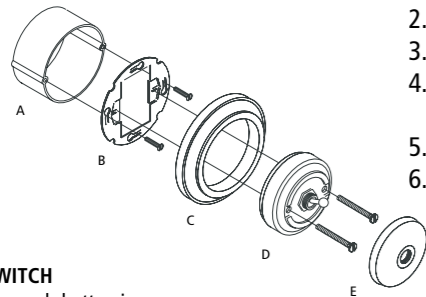


SWITCH
The push-button is identically installed

RECORD Series (in-wall installation)

Instructions:

1. Disconnect power (main switch, fuse).
2. Strip apart 7mm of the ends of the cables.
3. Fix the metal frame (B) on to the in-wall box (A).
4. Connect the diverse wires to their respective terminals, including earth terminal, (wiring diagrams, page 76), intercalating the wood or porcelain plate (C).
5. Fit the porcelain body with supplied screws (D).
6. Screw on the metal cover (E).

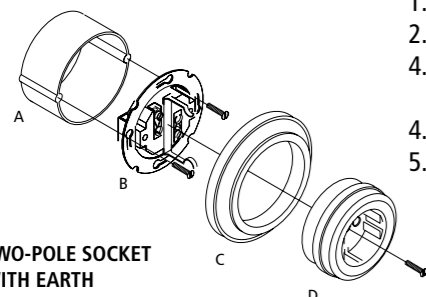


SWITCH
The push-button is identically installed

IDEAL & RECORD Series (in-wall installation)

Instructions:

1. Disconnect power (main switch, fuse).
2. Pelar 7 mm los extremos de los cables.
4. Connect the diverse wires to their respective terminals, including earth terminal, (wiring diagrams, page 76).
4. Fix the metal frame (B) on to the in-wall box (A).
5. Fit the porcelain body with supplied screw (D), intercalating the wood or porcelain plate (C).



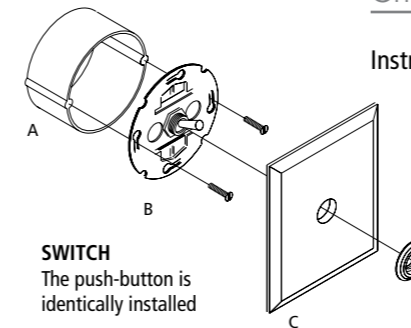
TWO-POLE SOCKET WITH EARTH

IMPORTANT: Before handling any electrical installation read carefully and follow the assembly and connection instructions.

CITY - FORJA - LUNA - HABITAT Series (in-wall installation)

Instructions:

1. Disconnect power (main switch, fuse).
2. Strip apart 7mm of the ends of the cables.
3. Connect the diverse wires to their respective terminals, including earth terminal, (wiring diagrams, page 76).
4. Fix the metal frame (B) on to the in-wall box (A).
5. Mount the frame (C) fixing it with the nut (D).

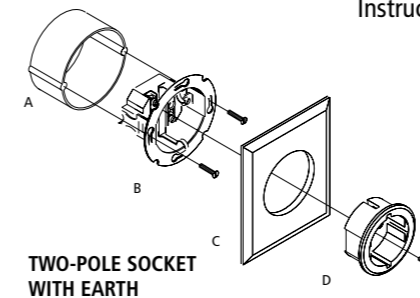


SWITCH
The push-button is identically installed

CITY - FORJA - LUNA - HABITAT Series (in-wall installation)

Instructions:

1. Disconnect power (main switch, fuse).
2. Strip apart 7mm of the ends of the cables.
3. Connect the diverse wires to their respective terminals, including earth terminal, (wiring diagrams, page 76).
4. Fix the metal frame (B) on to the in-wall box (A).
5. Fit the body with supplied screw (D), intercalating the wood, glass or metal frame (C).

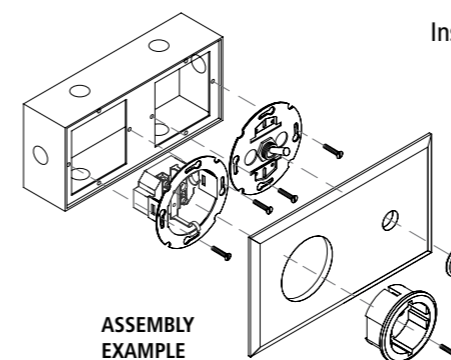


TWO-POLE SOCKET WITH EARTH

METALBOX: Surface installation for City and Forja Series

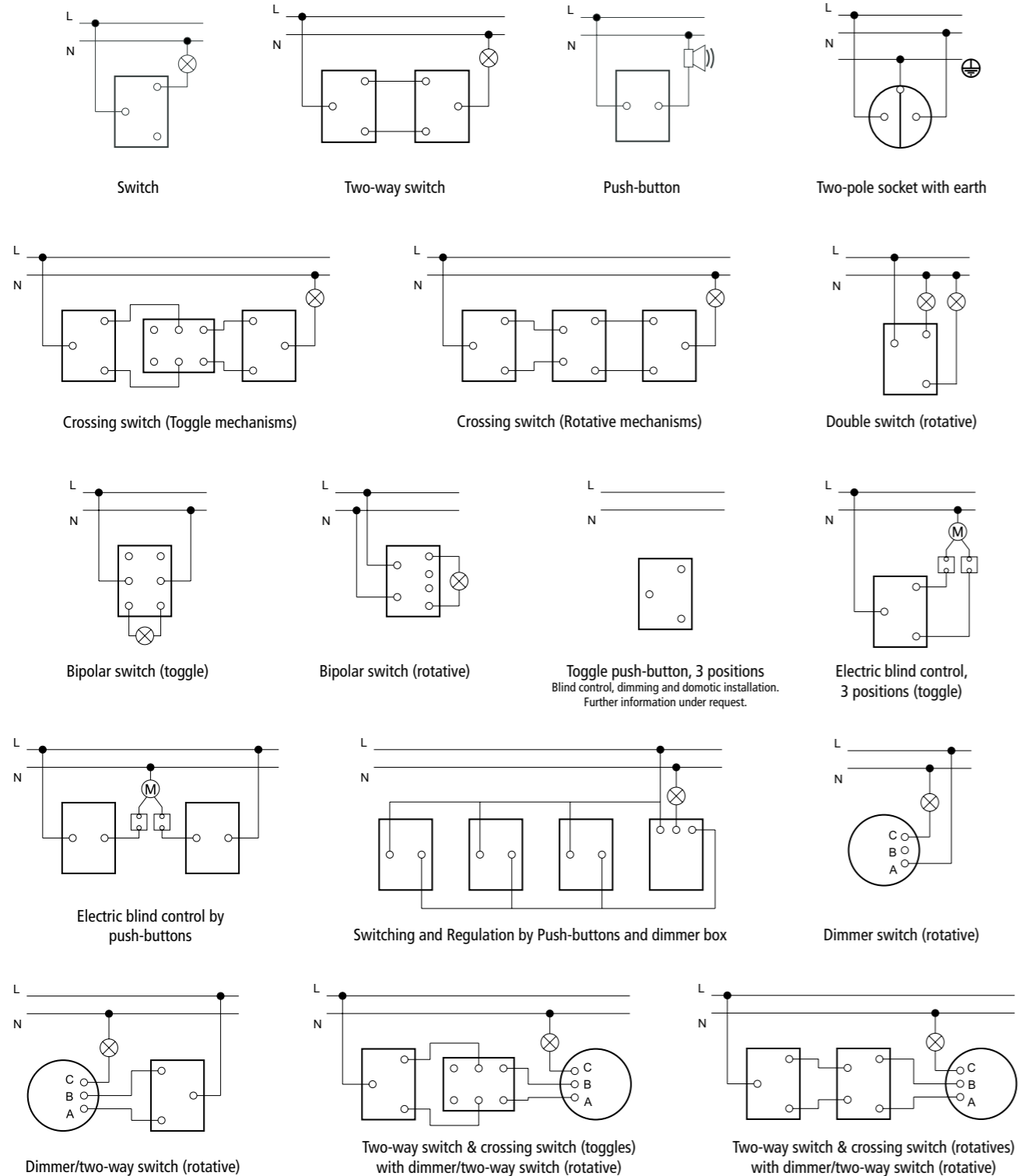
Instructions:

1. Trace the position of the tubes and boxes on the wall.
2. Fix the boxes with plugs and screws ..
3. Screw the pipe clamps.
4. Mount the tubes with the cables.
5. Connect and fix mechanisms and plates.

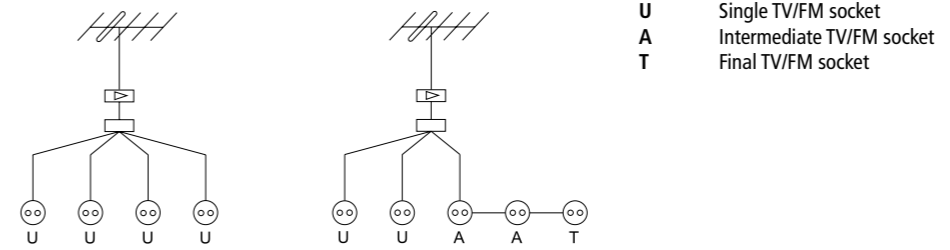


ASSEMBLY EXAMPLE

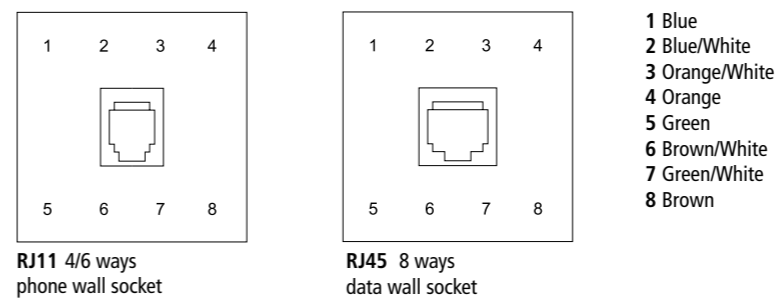
Connection diagrams



TV-FM-SAT wall sockets

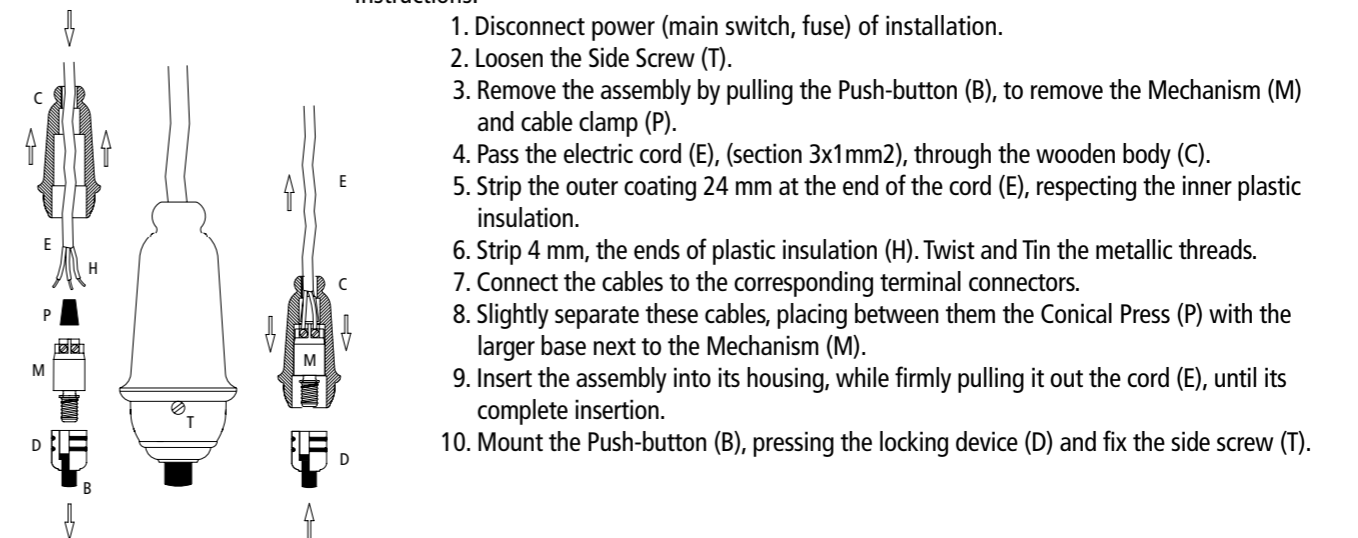


RJ11 and RJ45 wall sockets



Suspended Push-button / Two-way 3A/250V switch

Instructions:



Technical data

Switch 10X 250V Two-way switch 10X 250V Bipolar two-way switch 10X 250V Crossing switch 10X 250V
Blind control 10X 250V Two-way push-button switch 10X 250V Illuminated push-button 5A 250V Toggle push-button 10X 250V
Push-button 4A 250V Suspended push-button /two-way switch 3A 250V Dimmers Switch with key 10AX 250V Cord pull switch
2AX 250V Fuse carrier max. 16A 250V Two-pole socket with earth 10/16A 250V More mechanisms consult, please.

llinàs

1975

Made in Barcelona

Crehuet, 26
08032 - Barcelona - Spain
Tel. / Fax: (34) 93 420 41 81
llinas@llinasbcn.com
www.llinasbcn.com